

Oppdatert 30. september 2019

# SKRÅKAPPING

## - Informasjon til bestilling



Her får du en enkel innføring i hvordan du skal gå frem når du bestiller skråkapp

### **Generelt er det ønskelig å få med skisse eller tegning ved bestilling**

Lengdemålet angis "spiss-spiss" (se eksempel illustrasjon og kappetyper)

Vinkelen angis fra rettinkel, det vil si 90 grader = 0 i tabellen

**Altså skal profilen ha 50° vinkel oppgis kappevinkel på 40°** ( $90^\circ - 50^\circ = 40^\circ$ )

*Vinkelmål for skråkapping kan maksimalt være 60°, men for store profiler maksimalt 45°*

### **Vinkelbegrensninger**

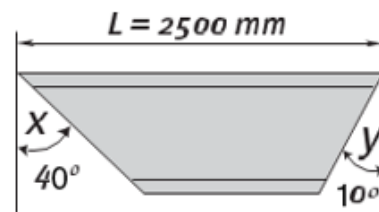
*Bredde i forhold til hvordan materiale ligger ved kapping (se neste side for illustrasjoner)*

- Opp til 400 mm bredde **0-60°**
- Mellom 400 – 600 mm bredde **0-45°**
- Mellom 600 – 1000 mm bredde **kun rettkapp**

### **Eksempel på spesifisering:**

Du ønsker å bestille en HEA 200 bjelke med lengde 2500 mm og har to skråkappede vinkler; 40° og 10° (eller 50° og 80° på selve bjelken). Da spesifiserer du:

- Vare: HEA 200
- Figur: 6 (dvs. liggende bjelke med to vinkler)
- Lengde: L = 2500
- Første vinkel: X = 40
- Andre vinkel: Y = 10

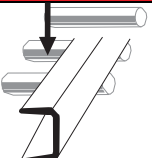
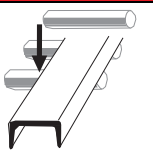
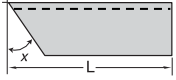
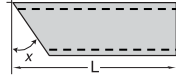


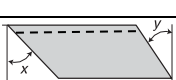
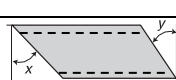
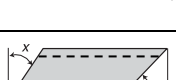

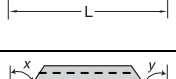
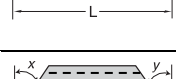




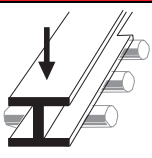
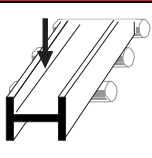
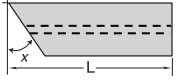
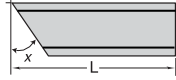
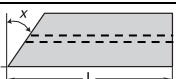

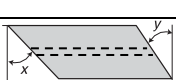
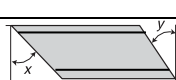


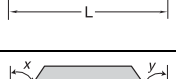

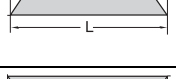

### **Pristillegg ved skråkapping**

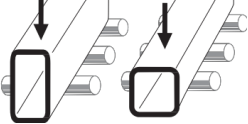
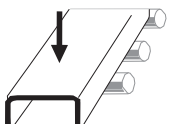
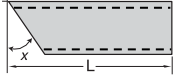
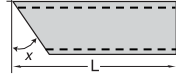


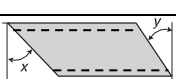
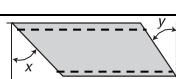


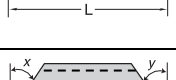
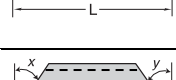
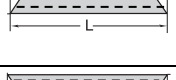
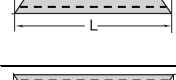
Ved skråkapping debiteres tilriggingskostnad med kr 250,- per vinkelinnstilling og dimensjon, og kappekostnaden øker 100% per kapp

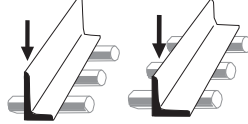


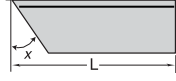


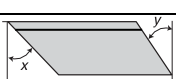
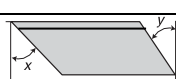






Det henvises for øvrig til Norsk Stål AS sine [generelle salgsbetingelser](#)

**Illustrasjon av skråkapping på våre produkter**

| Stående kanalstål  | Liggende kanalstål   |
|--|--|
|           |           |
| <b>A</b>  | <b>1</b>  |
| <b>B</b>  | <b>2</b>  |
| <b>C</b>  | <b>3</b>  |
| <b>D</b>  | <b>4</b>  |
| <b>E</b>  | <b>5</b>  |
| <b>F</b>  | <b>6</b>  |

| Stående bjelke  | Liggende bjelke  |
|---|--|
|           |           |
| <b>A</b>  | <b>1</b>  |
| <b>B</b>  | <b>2</b>  |
| <b>C</b>  | <b>3</b>  |
| <b>D</b>  | <b>4</b>  |
| <b>E</b>  | <b>5</b>  |
| <b>F</b>  | <b>6</b>  |

| Stående hulprofil  | Liggende hulprofil   |
|--|--|
|           |           |
| <b>A</b>  | <b>1</b>  |
| <b>B</b>  | <b>2</b>  |
| <b>C</b>  | <b>3</b>  |
| <b>D</b>  | <b>4</b>  |
| <b>E</b>  | <b>5</b>  |
| <b>F</b>  | <b>6</b>  |

| Stående vinkelstål  | Liggende vinkelstål  |
|---|--|
|           |           |
| <b>A</b>  | <b>1</b>  |
| <b>B</b>  | <b>2</b>  |
| <b>C</b>  | <b>3</b>  |
| <b>D</b>  | <b>4</b>  |
| <b>E</b>  | <b>5</b>  |
| <b>F</b>  | <b>6</b>  |